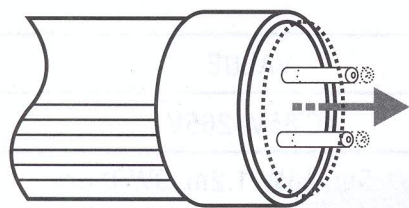
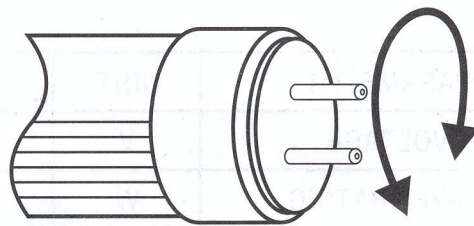


LED FLUORESCENT TUBE' S ANGLE-CHANGING METHOD

1




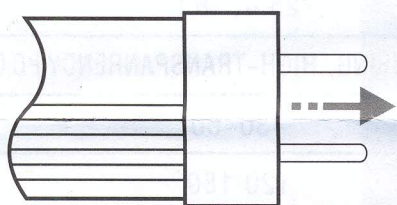
HOLD TIGHTLY TWO PINS
AND PULL OUTWARDS SLIGHTLY



TURN RIGHT OR LEFT

NOTE: IF YOU CAN'T TURN TO ONE DIRECTION, THEN TURN TO OPPOSITE DIRECTION, REFER TO DIAGRAM. 3

2

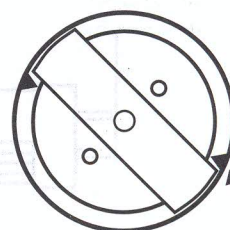
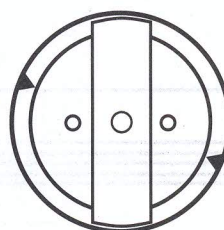
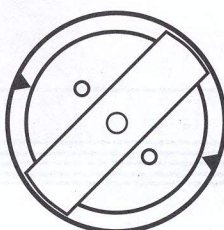
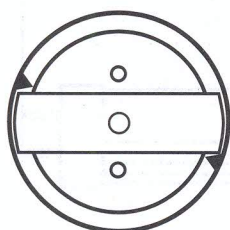


MAXIMUM 2MM OUT



WARNING: PULL TOO MUCH OR USE TOO MUCH FORCE WILL DAMAGE THE END CAP.

3



WHEN YOU TURN TO A CERTAIN ANGLE, THERE WILL BE A BLOCKING POINT TO PREVENT FROM FURTHER TURNING, THEN, YOU NEED TO TURN TO OPPOSITE DIRECTION TO THE ANGLE YOU WANT

REMARKS: THERE ARE 4 POSITIONS YOU CAN ADJUST THE TUBE ANGLE,
EACH POSITION IS 45° , EVERY 45° HAS A POSITIONING POINT